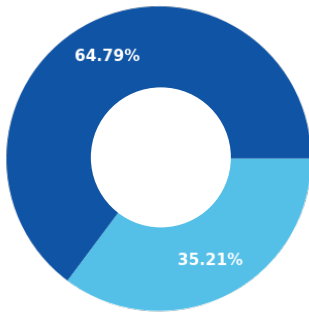
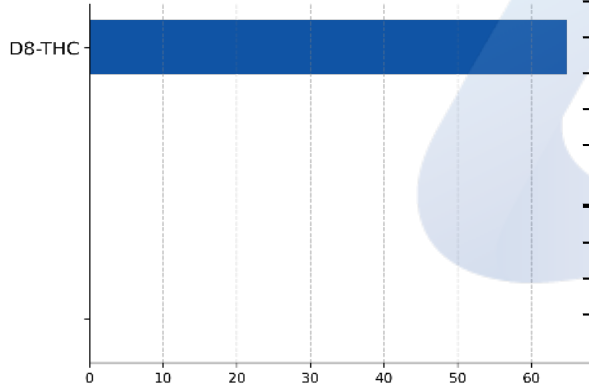


**D8 Amber**

<b>Batch ID:</b>	Green Crack	<b>Received:</b>	12/29/2022	<b>Analysis:</b>	18 Cannabinoid Potency
<b>Sample Type:</b>	Distillate	<b>Analyzed:</b>	12/30/2022	<b>Method:</b>	2021.18P.01
		<b>Test ID:</b>	5940	<b>Equipment:</b>	UHPLC

**CANNABINOID PROFILE**
**TOTAL CANNABINOID CONTENT**


Legend  
■ Cannabinoids  
■ Other



Cannabinoid	LOD (%)	LOQ (%)	Result (%)	Result (mg/g)
Cannabidiol (CBD)	8.07e-02	2.44e-01	ND	ND
Cannabigerol (CBG)	5.49e-02	1.67e-01	ND	ND
Δ9-Tetrahydrocannabinol (Δ9-THC)	5.32e-02	8.06e-02	ND	ND
Cannabicitran (CBT)	4.08e-02	1.24e-01	ND	ND
Cannabichromene (CBC)	4.20e-02	1.27e-01	ND	ND
Cannabinol (CBN)	3.15e-02	9.56e-02	ND	ND
Cannabicyclol (CBL)	7.40e-02	2.24e-01	ND	ND
Cannabicyclic acid (CBLA)	2.31e-02	7.01e-02	ND	ND
Tetrahydrocannabivarin (THCV)	8.03e-02	2.43e-01	ND	ND
Δ8-Tetrahydrocannabinol (Δ8-THC)	7.84e-02	2.37e-01	64.79 ± 1.7	647.89
Cannabinolic (CBNA)	1.32e-01	4.01e-01	ND	ND
Tetrahydrocannabivarin Acid (THCVA)	4.91e-02	1.49e-01	ND	ND
Cannabigerolic acid (CBGA)	6.76e-02	2.05e-01	ND	ND
Cannabidiolic acid (CBDA)	4.55e-02	1.38e-01	ND	ND
Cannabidivarin (CBDV)	4.03e-02	1.22e-01	ND	ND
Tetrahydrocannabinolic Acid (THCA)	7.83e-02	2.37e-01	ND	ND
Cannabichromenic acid (CBCA)	1.26e-01	3.83e-01	ND	ND
Cannabidivarinic Acid (CBDVA)	4.27e-02	1.30e-01	ND	ND
<b>Total Cannabinoid**</b>			<b>64.79</b>	<b>647.89</b>
<b>Total Potential THC*</b>			<b>ND</b>	<b>ND</b>
<b>Total Potential CBD*</b>			<b>ND</b>	<b>ND</b>
<b>Total Potential CBG*</b>			<b>ND</b>	<b>ND</b>

\* Total Potential THC/CBD/CBG is calculated using the following formulas to consider the loss of a carboxyl group during decarboxylation step.

\* Total THC = THC + (THCa \*(0.877)) and Total CBD = CBD + (CBDA \*(0.877)) and Total CBG = CBG + (CBGa\*(0.877))




\*\* Total Cannabinoids result reflects the absolute sum of all cannabinoids detected.

% = % (w/w) = Percent (Weight of Analyte / Weight of Product)

**REMARKS**

Passed visual inspection for particulates, mold, mildew, and other foreign substances.

**FINAL AUTHORIZATION**

		
Katie Little, Analytical Scientist 10:30 AM	Logan Cline, Director of Analytical Development 12/30/2022 12:33 PM	John Reser, Quality Analyst 12/30/2022 12:48 PM
<b>ANALYZED BY/DATE</b>	<b>AUTHORIZED BY/DATE</b>	<b>RELEASED BY/DATE</b>

Laboratory results are based on the sample submitted to Minova Laboratories in the condition it was received. Minova Laboratories warrants that all analyses performed are in accordance with ISO/IEC 17025:2017. All data is generated using NIST traceable reference material and all reports are produced with the highest regard for scientific integrity. Reports can only be reproduced with the written consent of Minova Laboratories.